

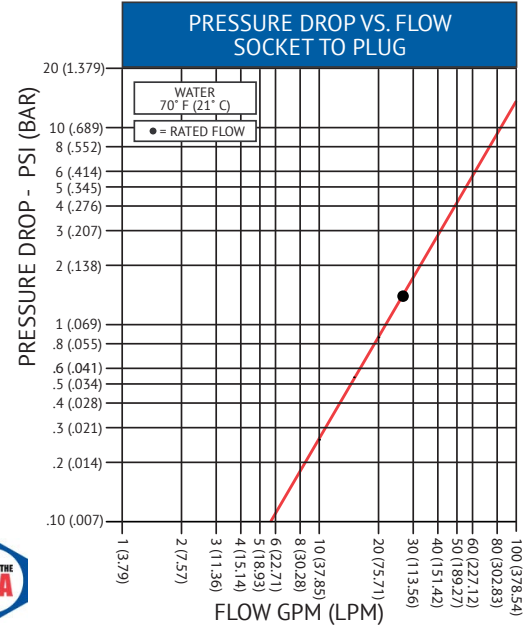
LARGE INTEROPERABLE QUICK CONNECTOR



PART NUMBERS	
Socket - No Color Indicator	SW101705
Socket - Red Indicator	SW101705-R
Socket - Blue Indicator	SW101705-B
Plug - No Color Indicator	SW101701
Plug - Red Indicator	SW101701-R
Plug - Blue Indicator	SW101701-B

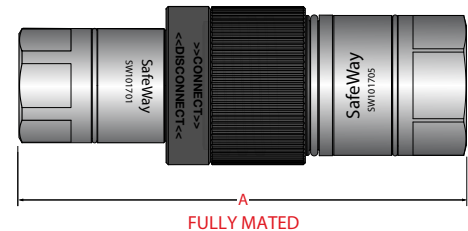
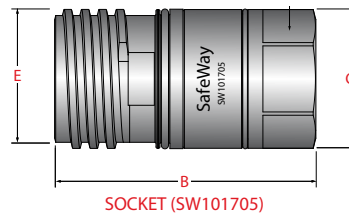
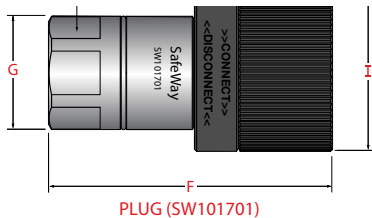
Thread-to-Connect, High Flow

- Connect/disconnect while pressurized up to 35 psi
- Dry break/Heavy-duty
- Ergonomically designed to connect by hand, 3 ft. lbs torque to mate
- Optimized for minimal flow restriction
- Colored O-rings to indicate direction
- Interoperable with other OCP Inspired™ LQC couplings
- Valve type: O-Ring poppet
- All wetted components stainless or EPDM



PERFORMANCE & PHYSICAL ATTRIBUTES

Body Size	Material	Thread Size	Thread Description	Max. Operating Pressure	Rated Flow		Max. Spillage Per Disconnect	Weight (LBS)
1"	Stainless Steel	1.0"	BSPP	175 PSI	100 LPM	26 GPM	< 0.15mL	3.04



DIMENSIONAL DATA (INCHES)

A	B	C	D	E	F	G	H	I
6.13	3.75	1.99	1.75	1.99	4.07	1.63	1.50	2.25

Temperature range: standard seals EPDM max operating temperature 140°F (60°C). Vacuum data: 27.4 inches Hg, both connected and disconnected pressure rating (Max. Operating Pressure) is based on non-pulsating, low cycle applications with essentially steady pressure during the operating cycle. Please consult factory regarding other applications.

View additional online product information.

